

Accessories ● Standard Equipment :


EFFICUT T.C.T. saw blade

EFFICUT
125 mm x 25T
Part No. E-28880 ●
125 mm x 45T
Part No. B-69462



Guide rule

(with screw M5 x 20)
Part No. 1918P3-6



Dust nozzle set

Part No. 194202-9 ●



Guide rail adapter

Part No. 191L92-3



Guide rail



Overall length (m)	Part No.
1.0	199140-0
1.4	191J17-5 1917X0-2 194368-5
1.5	199141-8
1.9	194925-9 194926-7
3.0	194367-7




Repair parts for guide rail



Item	Part No.
1 Seat 10m set (For upper plastic tape repair)	194416-0
Position Seat 1.4 m	191J53-1 194418-6
2 Position Seat 1.9 m	194910-2 194915-2
Position Seat 3.0 m	194419-4 1917X1-0
3 Rubber Seat 10 m set (For lower rubber tape repair)	194417-8 191J54-9

Clamp set

(Use with Guide rail)

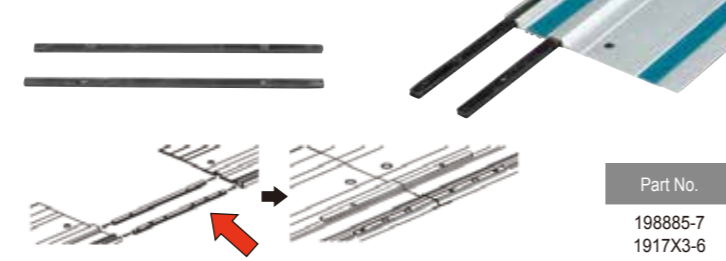


Type	Part No.
A: Standard	194385-5 191J52-3 1917X5-2
B: Ratchet	199826-6
C: Push clamp	1913K5-7

Guide rail connector set

2pcs set

The Parallel guide cannot be used with the Limit stop



Charging Time

	Fast Charging		Standard Charging	
	DC40RA	DC40RC	DC40RA	DC40RC
*1 BL4020 2.0Ah	22 min	30 min	22 min	30 min
*1 BL4025 2.5Ah	28 min	38 min	28 min	38 min
*1 BL4040 4.0Ah	45 min	67 min	45 min	67 min

*1 Recommended battery

Cordless Circular Saw

HS014GZ 125 mm

Brake	Wheel diameter	125 mm
Anti-restart function	No load speed	6,400 min ⁻¹
Soft Start	Bevel range	Left: 15° - Right: 45°
Dust Collection	Max cutting capacity	0°: 47 mm (1-7/8") 45° right: 30 mm (1-3/16") 15° left: 20 mm (13/16")
Built-in Job Light	Vibration level	1.0 m/s ² (EN62841-2-5, Mode: Cutting wood)
	Sound pressure level	94 dB(A) (EN62841-2-5)
	Sound power level	102 dB(A) (EN62841-2-5)
	Dimensions (L x W x H) (Battery)	264 x 203 x 246 mm (BL4040)
	Net weight (Battery)	3.0 kg (BL4020) - 3.3 kg (BL4040)
	HS014GZ : Battery & charger are sold separately.	
	Standard Equipment : Hook (122L07-9), dust nozzle set (194202-9), Efficut TCT saw blade 125X25T (E-28880), hex wrench 5 (783217-7).	

The weight may differ depending on the attachment(s), including the battery cartridge. The lightest and heaviest combination, according to EPTA-Procedure 01/2014, are shown in the table. Items of standard equipment and specifications may vary by country or area. A3-052026-

MAKITA VIETNAM COMPANY LIMITED

Unit 5, No.1, Road 6, Vajp Industrial Park, Tu Son Ward, Bac Ninh Province, Tel: 0228 3529 170

MAKITA VIETNAM COMPANY LIMITED NORTH BRANCH
Unit 5, No.1, Road 6, Vajp Industrial Park, Tu Son Ward, Bac Ninh Province, Tel: 0222 376 5942

MAKITA VIETNAM COMPANY LIMITED - DA NANG CITY BRANCH
40 Chi Lang, Hai Chau Ward, Da Nang City, Tel: 0238 3529 170

MAKITA VIETNAM COMPANY LIMITED - BUON MA THUOT CITY BRANCH
68 Le Duc Tho, Buon Ma Thuot Ward, Dak Lak Province, Tel: 0262 305 4536

MAKITA VIETNAM COMPANY LIMITED - NHA TRANG CITY BRANCH
Lot 26-38, 86 Street, Vinh Diem Trung Urban Area, Tay Nha Trang Ward, Khanh Hoa Province, Tel: 0259 220 0039

MAKITA VIETNAM COMPANY LIMITED - HANOI BRANCH
Group 15 and No.4 Alley 63 Truong Chinh Street, Phuong Liet Ward, Hanoi City, Tel: 0243 202 2585

MAKITA VIETNAM COMPANY LIMITED - CAN THO CITY BRANCH
366 Vo Van Kiet Street, Area 5, Binh Thuy Ward, Can Tho City, Tel: 0292 369 4556

MAKITA VIETNAM COMPANY LIMITED - HAI PHONG CITY BRANCH
No 13, Lot TBC 13, The Lu Street, Hong Bang Ward, Hai Phong City, Tel: 0225 883 1529

MAKITA VIETNAM COMPANY LIMITED - HO CHI MINH CITY BRANCH
12 Trinh Van Can, Ben Thanh Ward, Ho Chi Minh City, Tel: 0283 821 5191

Max. cutting depth

47 mm

No load speed

6,400 min⁻¹



47mm

Capable of flush cutting

Max cutting depth

15° left: **20 mm**



High speed cutting

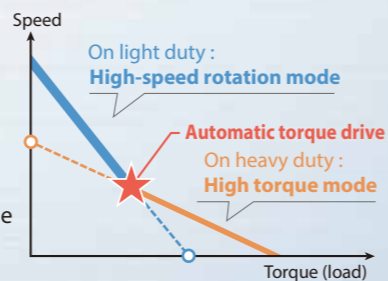
BL MOTOR



ADT Automatic torque Drive Technology

automatically changes the cutting speed according to load conditions for an optimum operation:

- On light duty: high-speed rotation mode
- On heavy duty: high torque mode

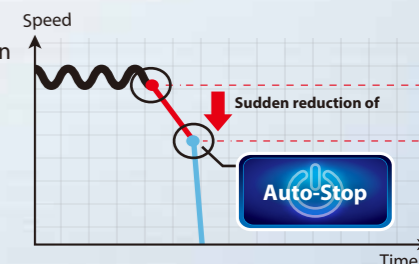


Compatible with Guide rail

For use with Guide rail, the shape of base is designed to install Guide rail adapter.

AFT Active Feedback sensing Technology

shuts down current to the motor, if the rotation speed suddenly slows down (in the case of kick-back, etc.).



Work amount

257 cuts*



*1 Test material: Merapi 145mm x 300mm
Bevel angle: 0° cross cutting
Battery: BL4040F on a full battery charge
*Productivity and output vary significantly depending on the hardness of the workpiece and the cutting tool used.

Equipped with an XGT battery, BL motor, and EFFICUT blade, this tool delivers unparalleled power and efficiency.

EFFICUT

Flush cutting capability

(Sub base can be removed without tool)




Remove the sub-base
when making flush cuts.



Hook (Tool hanger)



Blower function & LED Job light
LED Job light with preglow and afterglow functions



Supports fine-tuning
of the parallelism between the base side and the saw blade



Safety cover open lever
When it is necessary to raise the safety cover, such as for flush cutting, the cover can be opened by manual operation using the lever.



One-touch depth adjustment
is available with the depth scale and lock lever.



Auto-start Wireless System
Connects to a compatible vacuum cleaner with Bluetooth. The vacuum cleaner automatically runs while the switch is on.



High water-resistance compatible with XPT² (eXtreme Protection Technology)
²XPT is designed to help protect against dust and water ingress, but complete protection is not guaranteed.

Safety cover open lever