










**Accessories** ● Standard Equipment

**Brush 190**

Brush	Brush bristle type	Application	Part No.
	Soft	For cleaning wooden floors, decks, etc.	1914T0-6
	Medium	For cleaning general interior floors.	1914T1-4 ●
	Hard	For cleaning exterior concrete floors and removing grease stains from kitchens and similar areas.	1914T2-2
	Hard (with abrasive)	For cleaning porcelain tiles and similar surfaces.	1914T3-0



**Floor pad**

Floor pad	Color*1	Cleaning ability*2	Cleaning surface	Application	Part No.
	White	↑ Low	Smooth	For surface polishing of resin wax.	1914S5-9 ●
	Red				1914S6-7 ●
	Blue				1914S7-5 ●
	Brown	↓ High	Rough	For removing resin wax.	1914S8-3
	Black				1914S9-1



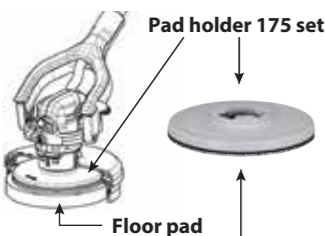
\*1 The brighter and lighter the color, the finer the grit; the darker and deeper the color, the coarser the grit (industry standard).

\*2 Stain and wax removal power

**Pad holder 175 set**

Pad holder for Floor pad 200 (used with Floor pad 200) Attachment portion for the floor pad: hook and loop fastener

Part No. 1914S4-1 ●



Various pads can be attached to the hook-and-loop side.

**Accessory bag set**

An accessory bag made of water-resistant materials for carrying wet accessories. Capable of storing all accessories for this model.

Part No. 1915D1-8 ●



**Charging Time**







	Fast Charging	Standard Charging
	DC40RA	DC40RC
*1 BL4020 2.0Ah	22 min	30 min
*1 BL4025 2.5Ah	28 min	38 min
*1 BL4040/F 4.0Ah	45 min	67 min
BL4050F 5.0Ah	50 min	85 min
BL4080F 8.0Ah	76 min	170 min

\*1 Recommended battery

The weight may differ depending on the attachment(s), including the battery cartridge. The lightest and heaviest combination, according to EPTA-Procedure 01/2014, are shown in the table. Items of standard equipment and specifications may vary by country or area. [A3-112024-1]

**Cordless Polisher Scrubber**

**PS001GZ**

 Reversing	No load speed Continuous use (BL4025)	High: 600 min <sup>-1</sup> , Med.: 350 min <sup>-1</sup> , Low: 150 min <sup>-1</sup> High: 30 min, Med.: 50 min., Low: 140 min
 Electronic 3-Speed	Attachment size	Brush: 190 mm, Floor pad: 200 mm
 Constant Speed	Telescopic pole	1,081 - 1,435 mm
 Soft Start	Head height	189 mm
 Built-in Job Light	Vibration level (EN60335-2-67)	2.5 m/s <sup>2</sup> or less
 Anti-restart function	Sound pressure level (EN60335-2-67)	73 dB(A)
	Sound power level (EN60335-2-67)	88 dB(A)
	Dimensions (L x W x H)	1,081 - 1,435 x 204 x 361 mm
	Net weight	4.4 kg (BL4020) - 5.6 kg (BL4080F)

PS001GZ: Battery & charger are sold separately

Standard Equipment: Brush 190 medium set (1914T1-4), splash guard assembly (122H58-8), pad holder 175 set (1914S4-1), floor pad 200 white set (1914S5-9), floor pad 200 red set (1914S6-7), floor pad 200 blue set (1914S7-5), accessory bag set (1915D1-8)

**CÔNG TY TNHH MAKITA VIỆT NAM**

Kho 456, Block 16, 19L1-2 Đường số 3, KCN VSPP, P. Hòa Phú, TP. Thủ Đức, Bình Dương  
ĐT: 0274 382 8338 - Fax: 0274 382 8339 - Website: www.makita.com.vn

**CHI NHÁNH CTY TNHH MAKITA VN TẠI MIỀN BẮC**  
Khu 5, Số 1, Đường Số 6, KCN - BT - DV VSPP Bắc Ninh, P. Phú Châu, TP. Từ Sơn, T. Bắc Ninh  
ĐT: 0222 376 5942 Fax: 0222 376 5941

**TRUNG TÂM DỊCH VỤ KHÁCH HÀNG CHI NHÁNH HÀ NỘI**  
85 Trường Chinh, P. Phương Liệt, Q. Thanh Xuân, TP. Hà Nội  
ĐT: 0243 202 2585

**TRUNG TÂM DỊCH VỤ KHÁCH HÀNG CHI NHÁNH ĐÀ NẴNG**  
Số 40, Đường Chi Lăng, P. Hải Châu 1, Q. Hải Châu, TP. Đà Nẵng  
ĐT: 0236 352 5079 / 0236 352 5179 Fax: 0236 352 5478

**TRUNG TÂM DỊCH VỤ KHÁCH HÀNG CHI NHÁNH CẦN THƠ**  
386 Võ Văn Kiệt, Khu Vực 5, P. An Thủy, Q. Bình Thủy, TP. Cần Thơ  
ĐT: 0292 389 4358 Fax: 0292 389 4358

**TRUNG TÂM DỊCH VỤ KHÁCH HÀNG CHI NHÁNH BUƠN MA THUỘT**  
88 Lê Đức Thọ, P. Thống Nhất, TP. Buôn Ma Thuột, T. Đắk Lắk  
ĐT: 0262 355 4556 Fax: 0262 355 4557

**TRUNG TÂM DỊCH VỤ KHÁCH HÀNG CHI NHÁNH HẢI PHÒNG**  
Số 01 Lê Duẩn, Di An Hoàng Hai Riverside, P. Thượng Lý, Q. Hồng Bàng, TP. Hải Phòng  
ĐT: 0225 883 1529

**TRUNG TÂM DỊCH VỤ KHÁCH HÀNG CHI NHÁNH NHÀ TRANG**  
Lô 56-38 đường B6, Khu đô thị Vĩnh Diễm Trung, Xã Vĩnh Ngọc, TP. Nhà Trng, T. Khánh Hòa  
ĐT: 0258 220 0039

**TRUNG TÂM DỊCH VỤ KHÁCH HÀNG CHI NHÁNH HỒ CHÍ MINH**  
Số 12 Trịnh Văn Cấn, P. Cầu Ông Lãnh, Q. 1, TP. Hồ Chí Minh  
ĐT: 0283 821 5191





# Capable of performing a wide range of tasks with a variety of attachments

**Stable operation is ensured by constant speed control and an anti-wobble structure.**

**Flexible head**  
With the two levers loosened, wobbling is reduced.

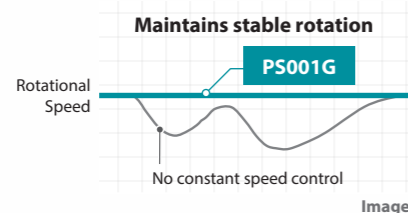


**Springy splash guard**  
Using the splash guard with the brush or pad prevents water or cleaning agent from splashing.

**High power Brushless motor**



**Constant speed control**  
enables uniform polishing operations and reduces cleaning inconsistencies.



**Brush/Pad replaceable without touching**  
When using the splash guard

**Brush installation**

Press the appliance lightly to the floor and pull the switch trigger.

Main power switch



**Brush removal**

Press the appliance lightly to the floor and pull the switch trigger.


Accessory removing button



Cleaning in bathrooms

**Brush 190**

Hard  
Part No. 1914T2-2




Hard with abrasive  
Part No. 1914T3-0



Cleaning in kitchens

**Brush 190**

Medium  
Part No. 1914T1-4



Cleaning on decks

**Brush 190**

Soft  
Part No. 1914T0-6



Surface polishing of resin wax

**Floor pad 200**

White  
Part No. 1914S5-9



Red  
Part No. 1914S6-7



Cleaning with resin wax  
Removing resin wax

**Floor pad 200**

Blue  
Part No. 1914S7-5



Brown  
Part No. 1914S8-3

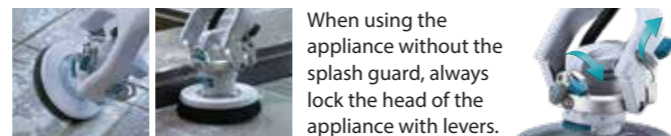


Black  
Part No. 1914S9-1



**Cleaning wall edges/tiled-floor joints**

You can use the appliance without the splash guard when cleaning baseboards and other wall edges, tiled-floor joints, or grooves.



When using the appliance without the splash guard, always lock the head of the appliance with levers.

**LED job lights**

Two LED job lights on the head section illuminate a wide area in the direction of travel and the surroundings. (always solid on during operation, with afterglow function)



**3-speed settings**

Selectable from three speed modes according to the work environment and conditions.



Speed mode / No load speed	Application
3. High / 600 min <sup>-1</sup>	For polishing smooth and glossy surfaces.
2. Med. / 350 min <sup>-1</sup>	Suitable for various tasks such as wax cleaning and interior floor polishing.
1. Low / 150 min <sup>-1</sup>	For tasks with high resistance on the pad/brush, such as anti-slip floors, and for tasks with reduced splashing of liquid.

**Adjustable and easy-to-grip handle design**

Handle design for easy pushing by applying force



**Telescopic pipe adjustable with a lever**

- The pole length can be adjusted according to the task and the operator's height. (Total length: 1,081 - 1,435mm)
- The pole can be fixed at any desired position.

Extension range  
**354 mm**

**Battery cover**  
Keeps cleaning agents from adhering to the battery.

