

**Cordless Pruning Saw Lineup**

**DUC150**  
18V



**DUC101**  
18V



**UC100D**  
12V max




	<b>DUC150</b>	<b>DUC101</b>	<b>UC100D</b>
Brake	Yes	Yes	Yes
Automatic Oiling	Yes	Yes	Yes
Saw chain	Type: 80TXL / Gauge: 1.1 mm Pitch: 0.325" / Number of links: 32	Type: 80TXL / Gauge: 1.1 mm Pitch: 0.325" / Number of links: 26	Type: 80TXL / Gauge: 1.1 mm Pitch: 0.325" / Number of links: 26
Guide bar length	150 mm	100 mm	100 mm
Max cutting length	161 mm	111 mm	111 mm
Chain speed	8.0 m/s (480 m/min) (1,570 FPM)	8.0 m/s (480 m/min) (1,570 FPM)	8.0 m/s (480 m/min) (1,570 FPM)
Chain oil tank volume	55 mL	55 mL	55 mL
Vibration level Cutting wood:	4.8 m/s <sup>2</sup>	4.6 m/s <sup>2</sup>	4.8 m/s <sup>2</sup>
Dimensions (L x W x H)	w/o Battery: 408 x 90 x 232 mm w/ BL1815N / BL1820B: 445 x 90 x 245 mm w/ BL1830B / BL1840B / BL1850B / BL1860B: 459 x 90 x 249 mm	w/o Battery: 357 x 90 x 232 mm w/ BL1815N / BL1820B: 394 x 90 x 245 mm w/ BL1830B / BL1840B / BL1850B / BL1860B: 408 x 90 x 249 mm	w/o Battery: 350 x 90 x 215 mm w/ BL1016 / BL1021B: 383 x 90 x 220 mm w/ BL1041B: 398 x 90 x 226 mm
Net weight	1.7kg (BL1815N) - 2.0 kg (BL1860B)	1.6kg (BL1815N)-2.0 kg (BL1860B)	1.5kg (BL1016)-1.6 kg (BL1041B)

**Accessories** Standard Equipment

**Guide bar 6 set**  
Part No. 1912F1-4  
Type: 80TXL  
Length: 150 mm (6")  
Gauge: 1.1 mm (0.043)



**Saw chain 6 set**  
Part No. 1912E8-3  
Type: 80TXL  
Length: 150 mm (6")  
Gauge: 1.1 mm (0.043)



**Guide bar case 175**  
Part No. 413T67-3



**Holster set**  
Part No. 1913K4-9  
For storing and carrying the tool



**File holder set**  
Part No. D-70948  
4.0mm (5/32")



**Sprocket 7 set**  
Part No. 1911W5-9



**Hook complete set**  
Part No. 1914Y8-5

A hook allowing the tool to be attached and detached with one hand to a carabiner or similar.



**Charging Time**

	Fast Charging	
	<b>DC40RA</b>	<b>DC40RC</b>
<b>BL4020</b> 2.0Ah	<b>22 min</b>	<b>30 min</b>
<b>BL4025</b> 2.5Ah	<b>28 min</b>	<b>38 min</b>
<b>BL4040/F</b> 4.0Ah	<b>45 min</b>	<b>67 min</b>

**Cordless Pruning Saw**

**UC029GZ01 150 mm**

Brake	Yes
Constant Speed	Yes
Automatic Oiling	Yes
Anti-restart function	Yes
Toolless blade change	Yes
Chain speed (at no load)	8.0 m/s
Saw chain	Type: 80TXL / Pitch: 0.325" / Gauge: 1.1 mm (0.043") Guide bar length: 150 mm
Oil tank capacity	55 ml
Vibration level (EN62841-4-1)	Cutting wood: 4.6 m/s <sup>2</sup>
Sound pressure level (EN62841-4-1)	81 dB(A)
Sound power level (EN62841-4-1)	89 dB(A)
Dimensions (L x W x H) (Guide bar, Saw chain)	419 x 95 x 237 mm (tool only) 474 x 95 x 255 mm (BL4020/BL4025) 485 x 95 x 257 mm (BL4040)
Net weight (Guide bar, Saw Chain, Chain oil)	2.1 kg (BL4020) - 2.4 kg (BL4040)

**Standard Equipment:** Guide bar 6 set (1912F1-4), saw chain 6 set (1912E8-3), sprocket 7 set (1911W5-9), file holder set (D-70948), guide bar case 175 (413T67-3).

The weight may differ depending on the attachment(s), including the battery cartridge. Items of standard equipment and specifications may vary by country or area.

A3-112024-2

**CÔNG TY TNHH MAKITA VIỆT NAM**

Kho 5/5, Block 16, 19L1-2 Đường số 3, KCN VSPP, P. Hòa Phú, TP. Thủ Đức, TP. Hồ Chí Minh

**CHI NHÁNH CTY TNHH MAKITA VN TẠI MIỀN BẮC**  
Khu 5, Số 1, Đường Số 6, KCN - DT - DV VSP Bắc Ninh, P. Phú Châu, TP. Từ Sơn, T. Bắc Ninh  
ĐT: 0222 376 5942 Fax: 0222 376 5941

**TRUNG TÂM DỊCH VỤ KHÁCH HÀNG CHI NHÁNH HÀ NỘI**  
65 Trường Chinh, P. Phương Liệt, Q. Thanh Xuân, TP. Hà Nội  
ĐT: 0243 202 2585

**TRUNG TÂM DỊCH VỤ KHÁCH HÀNG CHI NHÁNH ĐÀ NẴNG**  
Số 40, Đường Chi Lăng, P. Hải Châu 2, Q. Hải Châu, TP. Đà Nẵng  
ĐT: 0236 352 5079 / 0236 352 5179 Fax: 0236 352 5478

**TRUNG TÂM DỊCH VỤ KHÁCH HÀNG CHI NHÁNH CẦN THƠ**  
366 Võ Văn Kiệt, Khu Vực 5, P. An Thới, Q. Bình Thủy, TP. Cần Thơ  
ĐT: 0292 389 4358 Fax: 0292 389 4358

**TRUNG TÂM DỊCH VỤ KHÁCH HÀNG CHI NHÁNH BUƠN MA THUỘT**  
88 Lê Đức Thọ, P. Thắng Mỹ, TP. Buôn Ma Thuột, T. Đắk Lắk  
ĐT: 0262 355 4556 Fax: 0262 355 4557

**TRUNG TÂM DỊCH VỤ KHÁCH HÀNG CHI NHÁNH HẢI PHÒNG**  
Số 01 Lê Duẩn, Di An Hoàng Hai Riverside, P. Thượng Lý, Q. Hồng Bàng, TP. Hải Phòng  
ĐT: 0225 863 1529

**TRUNG TÂM DỊCH VỤ KHÁCH HÀNG CHI NHÁNH NHÀ TRANG**  
Lô 36-38 đường B6, Khu đô thị Vinh Diễm Trung, Xã Vinh Ngọc, TP. Nhà Trảng, T. Khánh Hòa  
ĐT: 0258 220 0039

**TRUNG TÂM DỊCH VỤ KHÁCH HÀNG CHI NHÁNH HỒ CHÍ MINH**  
Số 12 Trịnh Văn Cấn, P. Cầu Ông Lãnh, Q. 1, TP. Hồ Chí Minh  
ĐT: 0283 821 5191



**Delivers strong and consistent power for your pruning and wood-cutting tasks**



**Work efficiency**  
**70% UP\***  
Battery: BL4025  
on a full battery charge

**Test conditions**  
Cut ø50 cypress wood  
under an optimal  
pressing load of 25N or  
less on the cutting edge

\* Compared with our 18V models

# Excellent combination of high power and lightweight design

## Compact yet delivers strong and consistent power




### Retractable guard

covers the upper side of guide bar, and opens gradually wider as saw chain cuts deeper in branch.

### Lock-off lever accessible from both sides

**BL**  
**MOTOR**

Equipped with a high-power BL motor



Guide bar length  
**150 mm**

Soft grip

Rear hand guard

### Work amount


#### Test conditions

Cut ø50 cypress wood under an optimal pressing load of 25N or less on the cutting edge

**415 pcs.**

Battery: BL4025

### Automatic chain lubrication



Chain oil view window

Retractable oil tank cap knob

minimizes the chance that saw chain will stall due to forgetting to supply chain oil.

### Tool-less change and tension adjustment of saw chain



- Simply loosen and re-tighten the lever to automatically adjust the tension of saw chain.
- This easy-to-operate large lever is designed to be pulled up and turned easily.

**XPT**

eXtreme Protection Technology



High water-resistance allows the user to operate the tool even if it is wet with water.

### Optional accessory

#### A hook with quick attachment / detachment

A hook allowing the tool to be attached and detached with one hand to a carabiner or similar.

Part No. 1914Y8-5

