

High Power

Durability

Digital Communication



**Accessories**

**Multi adapter set**

Part No. 1913F5-2

- MAKPAC (all types) can be installed, which is also convenient for storing cleaning accessories.
- Portable power pack PDC01 /1200 /1500 can be installed to improve run time.



**Dust bag set**

Part No. 1913F7-8

- Capacity: 47L (12.4 gal)
- Dust bag suitable for collecting bulky waste such as fallen leaves.
- Dust bag can be reused.



**Portable Power Pack**

PDC1500A01 PDC1200A02




Charger  
**DC4001**  
Part No. 191L00-4  
Charger time  
PDC1500: 450 min  
PED1200: 360 min

**Battery Powered**



**Adapter set**



**Charging Time**

	Fast Charging		Standard Charging	
	DC40RA	DC40RB	DC40RC	DC40WA
*1 BL4020 2.0Ah	22 min	30 min	110 min	
*1 BL4025 2.5Ah	28 min	38 min	130 min	
*1 BL4040/F 4.0Ah	45 min	67 min	210 min	
*1 BL4050F 5.0Ah	50 min	85 min	260 min	
*1 BL4080F 8.0Ah	76 min	170 min	420 min	

\*1 Recommended battery

**Cordless Vacuum Sweeper VS001GZ**

Anti-restart function	Continuous use	Quiet: 290, 480 min (BL4050F x2) Standard: 120, 200 min (BL4080F x2)
Electronic 2-Speed	Dust container capacity	24 L
Constant Speed	Dust collection volume	15.6 L
Dust Collection	Dust bag capacity (Optional accessory)	47 L
Toolless blade change	Vibration level	2.5 m/s <sup>2</sup> or less
Built-in Job Light	Sound pressure level	70 dB(A) or less
	Cleaning width	Main brush: 480 mm Side brush: 650 mm
	Dimensions (L x W x H)	w/ Handle in upright position: 830 x 677 x 1,146 mm w/ Handle in retracted position: 830 x 677 x 467 mm
	Net weight	29.9 kg (BL4025F) - 33.1 kg (BL4080F x2)

VS001GZ: Battery & charger are sold separately  
Standard Equipment: Pre filter (162C89-5), main filter H (162699-0), side brush repair set (183056-7), main brush repair set (183055-9)

Dust pickup rate  
about **90%**

Suction mode: Standard  
Brush rotation speed: Standard  
Value when the side brush is off  
Floor type: Hard floor  
Dust type: Cement powder (particle size: approx 10µm)  
Dust volume: Spreading density: 250 g/m<sup>2</sup>  
Sweeper travel distance: 700mm

**Continuous use**

Quiet | Standard  
**290\*1, 480\*2 min** | **120\*1, 200\*2 min**

\*1 BL4050F x2  
\*2 BL4080F x2

Cleaning width  
with Side brush

**650 mm**



The weight may differ depending on the attachment(s), including the battery cartridge. The lightest and heaviest combination, according to EPTA-Procedure 01/2014, are shown in the table. Items of standard equipment and specifications may vary by country or area. A3-032024-1

**CÔNG TY TNHH MAKITA VIỆT NAM**

Kho 456, Block 16, 18L1-2 Đường số 3, KCN VSPP H.P. Hòa Phú, TP. Thủ Đức, TP. Hồ Chí Minh  
ĐT: 0274 362 8338 - Fax: 0274 362 8339 - Website: www.makita.com.vn

**CHI NHÁNH CTY TNHH MAKITA VN TẠI MIỀN BẮC**  
Khu 5, Số 1, Đường Số 6, KCN - BT - DV VSPP Bắc Ninh, X. Phú Châu, TX. Từ Sơn, T. Bắc Ninh,  
ĐT: 0222 376 5942 Fax: 0222 376 5941

**TRUNG TÂM DỊCH VỤ KHÁCH HÀNG CHI NHÁNH HÀ NỘI**  
65 Trường Chinh, P. Phương Liệt, Q. Thanh Xuân, TP. Hà Nội,  
ĐT: 0243 202 2583

**TRUNG TÂM DỊCH VỤ KHÁCH HÀNG CHI NHÁNH ĐÀ NẴNG**  
102 Triệu Nữ Vương, P. Hải Châu 2, Q. Hải Châu, TP. Đà Nẵng,  
ĐT: 0236 352 5079 / 0236 352 5179 Fax: 0236 352 5479

**TRUNG TÂM DỊCH VỤ KHÁCH HÀNG CHI NHÁNH CẦN THƠ**  
388 Võ Văn Kiệt, Khu Vực 5, P. An Thới, Q. Bình Thủy, TP. Cần Thơ,  
ĐT: 0292 389 4358 Fax: 0292 389 4359

**TRUNG TÂM DỊCH VỤ KHÁCH HÀNG CHI NHÁNH BUƠN MA THUỘT**  
88 Lê Đức Thọ, P. Thắng Lợi, Thuận An, TP. Buôn Ma Thuột, T. Đắk Lắk,  
ĐT: 0262 355 4556 Fax: 0262 355 4557

**TRUNG TÂM DỊCH VỤ KHÁCH HÀNG CHI NHÁNH HẢI PHÒNG**  
Số 01 Lê Đình, D. An Hoàng, H. Hoàng Mai, P. Thượng Lý, Q. Hồng Bàng, TP. Hải Phòng,  
ĐT: 0225 883 1529

**TRUNG TÂM DỊCH VỤ KHÁCH HÀNG CHI NHÁNH NHA TRANG**  
Lô 363B đường B6, Khu đô thị Vinh Diễm Trung, Xã Vinh Ngọc, TP. Ninh Trường, T. Khánh Hòa,  
ĐT: 0258 220 9039

**TRUNG TÂM DỊCH VỤ KHÁCH HÀNG CHI NHÁNH HỒ CHÍ MINH**  
Số 12 Trịnh Văn Cấn, P. Cầu Ông Lãnh, Q. 1, TP. Hồ Chí Minh,  
ĐT: 0283 821 5181




### Capable of cleaning dust or waste of all sizes

Two Main brushes located on the bottom of the machine enable cleaning of small dust particles as well as large debris such as 500ml-size PET bottles.

#### Dust collection function

Reduces flying-up dust captured by the brushes.



Dust container capacity  
**24L**

#### Two Main brushes (Electric)

- Two Main brushes are located on the bottom of the machine.
- Height adjustable
- Toolless replacement

#### Side brush (Electric)

- Side brush on the right side of the machine allows user to clean up the edge of the walls.
- Toolless replacement
- Interlocked with rotation of Main brush
- Height of Side brush can be adjusted.

### Excellent transportability and maneuverability

- By reducing the weight of the machine, the transportation burden is reduced.
- The cleaning width is limited to the width of a typical door (800mm or less) for easy maneuverability in the field.

Net weight

**29.9 - 33.1 kg**

(BL4025F x1) (BL4080F x2)

### Powerful cleaning with three motors

**BL** \*  
**MOTOR**

For filter cleaning

For dust collection

For Main brushes and Side brush



\*Only motors for dust collection and Main/Side brushes are BL motors.



### Excellent operating section

Control switches and indicators are located on the control panel of the handle.



### Switchable brush rotation speed (Main brush / Side brush)



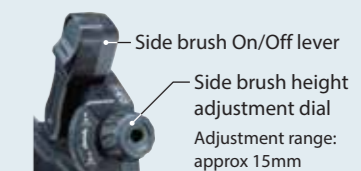
Rotation speed of Main brush / Side brush can be switched (standard/quiet) according to the work environment.

Standard mode: For sweeping a large amount of dust and waste

Quiet mode: For cleaning places where quietness is expected such as indoor areas, or a small amount of dust and waste



Main brush height adjustment dial  
Adjustment range: approx 20mm



Side brush On/Off lever  
Side brush height adjustment dial  
Adjustment range: approx 15mm

### Filter cleaning mechanism (Electric)



The filter vibrates to remove dust adhering to the filter, reducing clogging.

**HEPA filter**

### Excellent storage capability

Handle can be folded to stand the machine upright for compact storage.



**XPT**  
**eXtreme Protection Technology**  
IPX4-rated water-resistance



### LED job light

Illuminates the front of the machine, allowing user to check for dust or obstacles even in dark places such as warehouses.



Multi adapter (Optional accessory)  
Portable power pack MAKPAC



40Vmax XGT battery (two in parallel or one)

Carry handle  
Equipped with a carry handle for easy carrying