



**Accessories**

● Standard equipment

**Shear blade 600R set**

Part No. 1914E7-7 ●

Set of replacement shear blades. Rough-cut shear blades with a blade length of 600 mm. Thick shear blades are effective for cutting thick branches.



**Chip receiver 600 set**

Part No. 1910T2-8



**Grease vessel set**

Part No. 199450-5



**Charging Time**

|                   | Fast Charging |         |
|-------------------|---------------|---------|
|                   | DC40RA        | DC40RC  |
| *1 BL4020 2.0Ah   | 22 min        | 30 min  |
| *1 BL4025 2.5Ah   | 28 min        | 38 min  |
| *1 BL4040/F 4.0Ah | 45 min        | 67 min  |
| *1 BL4050F 5.0Ah  | 50 min        | 85 min  |
| *1 BL4080F 8.0Ah  | 76 min        | 170 min |

\*1 Recommended battery

**Cordless Pole Hedge Trimmer**

**UN001GZ**

|                       |                                     |   |
|-----------------------|-------------------------------------|---|
| Brake                 | No load speed                       | Low: 1,000 min <sup>-1</sup> / Med: 1,500 min <sup>-1</sup> / High: 2,000 min <sup>-1</sup> |
| Reversing             | Cutting strokes per minute          | Low: 2,000 min <sup>-1</sup> / Med: 3,000 min <sup>-1</sup> / High: 4,000 min <sup>-1</sup> |
| Electronic 3-Speed    | Continuous use                      | w/ BL4040 / High: 65 min  |
| Constant Speed        | Blade length                        | 600 mm  |
| Anti-restart function | Tooth spacing                       | 38 mm   |
|                       | Tooth thickness                     | 2.4 mm  |
|                       | Max cutting diameter                | 20 mm   |
|                       | Angle adjustable hedge trimmer head | 45° tilt-up to 70° down   |
|                       | Sound pressure level                | 82 dB(A)  |
|                       | Sound power level                   | 93 dB(A)  |
|                       | Vibration level Front grip          | 4.9 m/s <sup>2</sup>  |
|                       | Vibration level Rear grip           | 3.5 m/s <sup>2</sup>  |
|                       | Dimensions (L x W x H)              | w/ BL4040: 2,268 x 100 x 148 mm   |
|                       | Dimensions (folded)                 | 1,360 x 100 x 148 mm  |
|                       | Net weight                          | 4.7 kg (BL4020) - 5.9 kg (BL4080F)  |

**UN001GZ:** Battery & charger are sold separately

**Standard Equipment:** Shear blade 600R set (1914E7-7), band assembly (122D94-0), blade cover 600 (458414-1).

The weight may differ depending on the attachment(s), including the battery cartridge. The lightest and heaviest combination, according to EPTA-Procedure 01/2014, are shown in the table. Items of standard equipment and specifications may vary by country or area. [A3-052024-1]

**Lightweight and capable of cutting thick branches.**



**CÔNG TY TNHH MAKITA VIỆT NAM**

Kho 456, Block 16, 18/12 Đường số 3, KCN VSPP, P. Hiệp Phú, TP. Thủ Đức, Quận 9, TP. Hồ Chí Minh  
ĐT: 0274 382 8338 - Fax: 0274 382 8339 - Website: www.makita.com.vn

**CHI NHÁNH CTY TNHH MAKITA VN TẠI MIỀN BẮC**  
Khu 5, Số 1, Đường Số 6, KCN - DT - DV VSPP Bắc Ninh, P. Phú Châu, TP. Từ Sơn, T. Bắc Ninh.  
ĐT: 0222 376 5942 Fax: 0222 376 5941

**TRUNG TÂM DỊCH VỤ KHÁCH HÀNG CHI NHÁNH HÀ NỘI**  
65 Trường Chinh, P. Phương Liệt, Q. Thanh Xuân, TP. Hà Nội.  
ĐT: 0243 202 2585

**TRUNG TÂM DỊCH VỤ KHÁCH HÀNG CHI NHÁNH ĐÀ NẴNG**  
Số 40, Đường Chi Lăng, P. Hải Châu II, Q. Hải Châu, TP. Đà Nẵng.  
ĐT: 0236 352 5079 / 0236 352 5179 Fax: 0236 352 5479

**TRUNG TÂM DỊCH VỤ KHÁCH HÀNG CHI NHÁNH CẦN THƠ**  
386 Võ Văn Kiệt, Khu Vực 5, P. An Thủy, Q. Bình Thủy, TP. Cần Thơ.  
ĐT: 0292 389 4358 Fax: 0292 389 4359

**TRUNG TÂM DỊCH VỤ KHÁCH HÀNG CHI NHÁNH BUƠN MA THUỘT**  
88 Lê Đức Thọ, P. Thống Nhất, TP. Buôn Ma Thuột, T. Đắk Lắk.  
ĐT: 0262 355 4556 Fax: 0262 355 4557

**TRUNG TÂM DỊCH VỤ KHÁCH HÀNG CHI NHÁNH HẢI PHÒNG**  
Số 01 La Dô, Di an Hoàng Huy Riverside, P. Thượng Lý, Q. Hồng Bàng, TP. Hải Phòng.  
ĐT: 0225 883 1520

**TRUNG TÂM DỊCH VỤ KHÁCH HÀNG CHI NHÁNH NHA TRANG**  
Lô 36-38 Đường B8, Khu đô thị Vinh Diễm Trung, Xã Vinh Ngọc, TP. Nha Trang, T. Khánh Hòa.  
ĐT: 0259 220 0039

**TRUNG TÂM DỊCH VỤ KHÁCH HÀNG CHI NHÁNH HỒ CHÍ MINH**  
Số 12 Trịnh Văn Cấn, P. Cầu Ông Lãnh, Q. 1, TP. Hồ Chí Minh.  
ĐT: 0282 821 5191

## Designed to be lightweight and capable of cutting thick branches

The tool is capable of cutting thick branches due to an increased power obtained by the 40Vmax XGT li-ion battery and thick shear blades. Higher operator's convenience has been achieved by drastically reducing the weight of the tool compared to competing engine models.



Capable of cutting thick branches

Weight

**4.9 kg**

with BL4040

Maximum branch diameter\*<sup>1</sup>

**25 mm**

Maximum cutting diameter\*<sup>2</sup>

**20 mm**

Tooth thickness

**2.4 mm**

\*<sup>1</sup> Indicates the maximum diameter of a branch that can be received between adjacent two blade teeth.  
\*<sup>2</sup> The thickness of a branch that can be cut by pressing the shear blades against it for two seconds.

**BL**  
**MOTOR**



## UN001G

Blade Length:  
600 mm (23-5/8")


### New lock-off mechanism

By adding a lock lever to the lock-off lever, the automatic power-off time has been revised, enhancing work efficiency.



### Lubrication is possible with a grease gun

Maintenance efficiency has been improved by adding a grease nipple and allowing oil to be supplied with a grease gun without removing the bolt on the oil supply port.



Grease nipple

Users who do not own a grease gun can remove the bolt and supply grease with a grease tube as with our current models.



Oil port

### Three-facet obliquely ground blade

Double-sided rough-cut type



**Branch catcher**  
protects blades from unnecessary wear.

### Foldable storage



### IPX4-compatible

High water-resistance




### Improved durability of Angle adjustment section

The following two structures have been redesigned to reduce sliding wear of Head section angle adjustment mechanism, thereby reducing the occurrence of backlash.

- Two brass washers are installed on both sides, and the brass washers slide against each other to prevent wear of the tool body, reducing backlash.

- A steel sleeve is added to the hole in the case of the tool body where Angle adjustment pin is inserted to prevent wear of the hole.




### Optimal balance of Head section

Head section is positioned on the extended line of the pole to provide an optimal balance, reducing forearm fatigue.



### Reverse function to clear jams

Reverse rotation system frees the blades when it is jammed by thick branches



### Adjustable blade angle

The angle of the head can be adjusted in 6 steps at between 45° upward and 70° downward.

