

Accessories

Nozzle assembly For floor/ carpet

- Part No.
 127825-8
 127827-4
 127828-2



Nozzle assembly For rug / carpet

- Part No.
 198525-7 (EU) 198528-1
 198523-1 (EU) 198527-3
 198526-5 (EU) 198529-9



Nozzle assembly For floor

- Part No.
 123486-2
 123488-8
 123539-7



- Snow-white Makita-blue Black


Sheet Nozzle

- Part No.
 199038-1
 199041-2
 199039-9



Flexible hose

Part No. 191E30-3



Flexible hose

- Part No.
 198867-9 (EU) 198868-7
 198541-9 (EU) 198545-1
 198543-5 (EU) 198547-7



Sash nozzle

- Part No.
 413770-6
 413859-0
 413809-5



Long sash nozzle

- Part No.
 198919-6
 198990-0
 198992-6



Round brush

- Part No.
 198878-4
 198553-2
 198555-8



Crevice nozzle 415

Part No. 199439-3



Shelf brush

- Part No.
 198873-4
 198538-8
 198540-1



Straight pipe with pipe lock

- Part No.
 459353-8
 459356-2
 458942-6



High performance filter set

Part No. 1910C7-9



Filter H set

Part No. 1910C9-5



Cyclone unit set

- Part No. 1910D3-4 1910D4-2 1910D5-0



Compatible model: CL001G, DCL280F, DCL281F, DCL180, DCL181F, DCL140

Cordless Cleaner

CL001G

Capsule type

One touch switch



CL002G

Paper bag type

One touch switch



	CL001G	CL002G
Capacity	730 mL	Cloth dust bag: 500 mL Paper dust bag: 330 mL
Continuous use	w/ BL4025, Mode 1 / 2 / 3 / 4 : 80 / 40 / 25 / 16 min	w/ BL4025, Mode 1 / 2 / 3 / 4 : 80 / 40 / 25 / 16 min
Max air flow	1.2 m ³ /min	1.2 m ³ /min
Max sealed suction	21 kPa (2,100 mmH ₂ O)	21 kPa (2,100 mmH ₂ O)
Suction power	Mode 1 / 2 / 3 / 4: 20 / 45 / 70 / 125 W	Mode 1 / 2 / 3 / 4: 20 / 45 / 70 / 125 W
Noise level	Mode 1: 54 dB(A)	Mode 1: 54 dB(A)
Dimensions (L x W x H)	w/ Pipe & Nozzle, w/ BL4020 / BL4025: 1,066 x 113 x 152 mm (42 x 4-7/16 x 6") w/ Pipe & Nozzle, w/ BL4040: 1,081 x 113 x 158 mm (42-1/2 x 4-7/16 x 6-1/4")	w/ Pipe & Nozzle, w/ BL4020 / BL4025: 1,066 x 114 x 152 mm (42 x 4-1/2 x 6") w/ Pipe & Nozzle, w/ BL4040: 1,081 x 114 x 158 mm (42-1/2 x 4-1/2 x 6-1/4")
Net weight	1.7 - 2.3 kg (3.7 - 5.1 lbs.)	1.8 - 3.0 kg (4.0 - 6.6 lbs.)

Charging Time

	Fast Charging	
	DC40RA	DC40RC
*1 BL4020 2.0Ah	22 min	30 min
*1 BL4025 2.5Ah	28 min	38 min
*1 BL4040 4.0Ah	45 min	67 min
BL4050F 5.0Ah	50 min	85 min

*1 Recommended battery

Cordless Cleaner	
CL003G	
Electronic 4-Speed	Capacity 250 mL
Built-in Job Light	Continuous use w/ BL4025, Mode 1 / 2 / 3 / 4: 80 / 40 / 25 / 16 min
	Max air flow 1.0 m ³ /min
	Max sealed suction 20 kPa (2,000 mmH ₂ O)
	Suction power w/ Easy shake off filter EX, Mode 1 / 2 / 3 / 4: 15 / 35 / 60 / 100 W
	Noise level Mode 1 / 2 / 3 / 4: 54 / 59 / 62 / 65 dB(A)
	Dimensions (L x W x H) w/ Pipe & Nozzle, w/ BL4020 / BL4025 : 1,106 x 113 x 177 mm (43-1/2 x 4-7/16 x 7")
	w/ Pipe & Nozzle, w/ BL4040 : 1,121 x 113 x 177 mm (44-1/4 x 4-7/16 x 7")
	Net weight 1.9 - 2.5 kg (4.2 - 5.5 lbs.)
Standard Equipment: Filter H set (1910C9-5 *1*2*3), nozzle assembly (127827-4*1, 127828-2 *2, 127825-8 *3), sash nozzle (413859-0*1, 413809-5 *2, 413770-6 *3), nozzle holder (459355-4*1, 459038-6 *2, 459354-6 *3), pipe (459356-2*1, 458942-6 *2, 459353-8 *3)	

The weight does not include accessories but battery cartridge. The lightest and heaviest combination weight of the appliance and battery cartridge are shown in the table. Items of standard equipment and specifications may vary by country or area.

Makita Corporation

3-11-8 Sumiyoshi-cho, Anjo, Aichi, 446-8502 Japan

PRINTED IN JAPAN 202204



CL003G

Cyclone unit



CL001G

Capsule type



CL002G

Paper dust bag



CL003G




Cyclone unit




One-touch push button switch

CL001G



Capsule type



One-touch push button switch

CL002G



Paper dust bag



One-touch push button switch





photo: CL003G

Dust capacity
250 mL

Low noise
54 [Mode 1]
dB(A)
[Mode 4: 65 dB(A)]

Using softer elastomer for the part that fixes fan cover, the vibration of housing is reduced

Achieved by redesigning the exhaust air flow path of the motor to reduce wind noise.

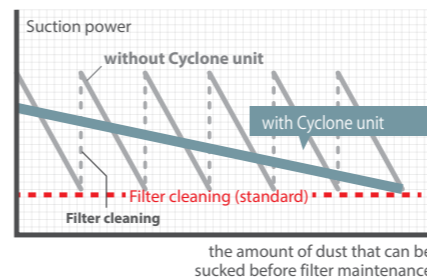
Noise absorbing sponge



New cyclone unit

Filter clogging is suppressed by separating fine dust particles from the air with centrifugal force in the cyclone unit. Thus, the decrease in suction power of the cleaner is minimized.

The amount of dust that can be sucked until filter needs to be cleaned is about 6 times of dust amount suctioned without cyclone unit.




For increased cleaning efficiency, the integrated cyclone unit is positioned above the extension pipe so that it does not hit the floor or surrounding objects when cleaning narrow spaces such as the floor under racks or sofas.



4-mode suction power selection with mode memory function

- The cleaner can memorize a previous power mode and resume vacuuming at the same mode as last time user turned off for user convenience.
- Power mode can be selected before the cleaner is turned on.
- Selected power mode is indicated by 4 green LEDs.



Continuous use on a full battery charge

Mode	4	3	2	1
	16 min	25 min	40 min	80 min

Battery: BL4025

Max sealed suction

CL003G
21 kPa

Predecessor Model
8.2 kPa

+12.8

Redesigned Floor/ Carpet T-nozzle

- Redesigned structure reduces the resistance caused by suction, providing smooth running.
- Redesigned inside air flow path reduces the noise made inside the nozzle.



Easy filter setting

Filter can be fixed with a single push.



Pipe locking mechanism

Pipe is fixed with the locking mechanism to prevent it from accidentally coming off.



Single LED job light

also functions as a battery capacity warning lamp.



Pipe with beveled end

Cleaning of tight places can be done without nozzle by using the beveled end of pipe as a nozzle.

