





Hammer Drill MT818 / MT817 13mm (1/2") MT816 10mm (3/8")

Powerful percussion from a small, variable-speed performer.



-  Double Insulation
-  Variable Speed
-  Reversing
-  Keyless Chuck (MT818)

	MT818	MT817	MT816
Continuous rating Input	430W	430W	430W
Capacity	Concrete: 13mm (1/2")	13mm (1/2")	10mm (3/8")
	Steel: 13mm (1/2")	13mm (1/2")	10mm (3/8")
	Wood: 18 mm (11/16")	18 mm (11/16")	18 mm (11/16")
Impacts per minute (ipm)	0 - 30,800	0 - 30,800	0 - 30,800
No load speed (rpm)	0 - 2,800	0 - 2,800	0 - 2,800
Dimensions (L x W x H)	258x72x193mm (10-1/8"x2-13/16"x7-5/8")	255x72x193mm (10"x2-13/16"x7-5/8")	242x72x193mm (9-1/2"x2-13/16"x7-5/8")
Net Weight*	1.7kg (3.7lbs)	1.8kg (3.9lbs)	1.6kg (3.4lbs)
Power supply cord	2.0m (6.6ft)	2.0m (6.6ft)	2.0m (6.6ft)

85 

Standard Equipment :

Side Grip, Chuck key (MT817, MT816 only), Depth Gauge (for some countries), Cap (for some countries)