




**High Power**  
**Durability**  
**Digital Communication**



**40V Li-ion max**

Impact energy [EPTA-Procedure 05/2009]  
**9.4 Joule**

**Portable Power Pack**

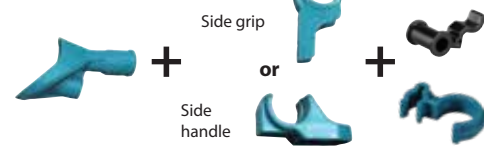
**PDC01** (191A67-6) **PDC02** (191A62-6)

Powered by up to four 18V LXT batteries

**Adapter set (40Vmax)**  
Part No. 191N62-4

**Accessories**

**Dust Extractor Attachment Set**  
without Vacuum hose set Part No. 199143-4  
with Vacuum hose set Part No. 199144-2



**PDC1200**  
Equipped with built-in battery cells  
Charger: DC4001  
Charging time: 6hours

**Charging Time Reference**

	DC40RA <small>Fast Charging</small>	DC40RC
<b>BL4040 4.0Ah</b>	<b>45min</b>	<b>67min</b>
<b>BL4050F 5.0Ah</b>	<b>50min</b>	<b>85min</b>

**Cordless Demolition Hammer**

**HM001G** Adapted for SDS-MAX bits

Variable Speed	Impact Energy	EPTA-Procedure 05/2009: 9.4 J
SDS-MAX Shank	Blows Per Minute (BPM)	0 - 2,650
Constant Speed	Shank Diameter	18 mm (11/16")
Soft Start	Sound Pressure Level	89 dB(A)
Built-in Job Light	Sound Power Level	100 dB(A)
Carrying Case	Vibration Level	Chiselling Function w/ Side Handle: 6.0 m/s <sup>2</sup> Chiselling Function w/ Side Grip: 5.5 m/s <sup>2</sup>
	Dimensions (L x W x H)	w/ BL4040: 496 x 113 x 258 mm (19-1/2 x 4-7/16 x 10-1/8") w/ BL4050F: 516 x 113 x 280 mm (20-1/4 x 4-7/16 x 11")
	Net weight	6.3 - 7.1 kg (13.9 - 15.7 lbs.)
	<b>HM001GM202:</b>	2 battery 4.0Ah (BL4040), fast charger (DC40RA)
	<b>HM001GZ:</b>	Battery & charger are sold separately

Standard Equipment: Grease vessel (194683-7), cloth (443122-7), hammer service kit (191N57-7)

The weight may differ depending on the attachment(s), including the battery cartridge. The lightest and heaviest combination, according to EPTA-Procedure 01/2014, are shown in the table. Items of standard equipment and specifications may vary by country or area. M4-052023-1



**Higher power than corded tools**

The weight may differ depending on the attachment(s), including the battery cartridge. The lightest and heaviest combination, according to EPTA-Procedure 01/2014, are shown in the table. Items of standard equipment and specifications may vary by country or area. M4-052023-1

**CÔNG TY TNHH MAKITA VIỆT NAM**

Kho 5/5, Đường Số 6, KCN - BT - DV VSP Bắc Ninh, P. Phú Châu, TP. Bắc Ninh, Hà Nội

CHI NHÁNH CTY TNHH MAKITA VN TẠI MIỀN BẮC  
Khu 5, Số 1, Đường Số 6, KCN - BT - DV VSP Bắc Ninh, P. Phú Châu, TP. Bắc Ninh, Hà Nội  
ĐT: 0222 376 5942 Fax: 0222 376 5941

TRUNG TÂM DỊCH VỤ KHÁCH HÀNG  
CHI NHÁNH HÀ NỘI  
65 Trường Chinh, P. Phương Liệt, Q. Thanh Xuân, TP. Hà Nội  
ĐT: 0243 202 2585

TRUNG TÂM DỊCH VỤ KHÁCH HÀNG  
CHI NHÁNH ĐÀ NẴNG  
102 Triều Nữ Vương, P. Hải Châu 2, Q. Hải Châu, TP. Đà Nẵng  
ĐT: 0236 352 5079 / 0236 352 5179 Fax: 0236 352 9478

TRUNG TÂM DỊCH VỤ KHÁCH HÀNG  
CHI NHÁNH CẦN THƠ  
366 Võ Văn Kiệt, Khu Vực 5, P. An Thới, Q. Bình Thủy, TP. Cần Thơ  
ĐT: 0292 389 4358 Fax: 0292 389 4358

TRUNG TÂM DỊCH VỤ KHÁCH HÀNG  
CHI NHÁNH BUƠN MA THUỘT  
88 Lê Đức Thọ, P. Thắng Mỹ, TP. Buôn Ma Thuột, T. Đắk Lắk  
ĐT: 0262 355 4556 Fax: 0262 355 4557

TRUNG TÂM DỊCH VỤ KHÁCH HÀNG  
CHI NHÁNH HẢI PHÒNG  
Số 01 Lê Duẩn, Dã an Hoàng Hai Riverside, P. Thượng Lý, Q. Hồng Bàng, TP. Hải Phòng  
ĐT: 0225 863 1529

TRUNG TÂM DỊCH VỤ KHÁCH HÀNG  
CHI NHÁNH NHÀ TRANG  
Lô 56-58 Đường B6, Khu đô thị Vinh Diễm Trưng, Xã Vinh Ngọc, TP. Nhà Trng, T. Khánh Hòa  
ĐT: 0258 220 0639

TRUNG TÂM DỊCH VỤ KHÁCH HÀNG  
CHI NHÁNH HỒ CHÍ MINH  
Số 12 Trịnh Văn Cấn, P. Cầu Ông Lãnh, Q. 1, TP. Hồ Chí Minh  
ĐT: 0283 821 5191






Impact energy  
[EPTA-Procedure 05/2009]  
**9.4**  
Joule

<b>HM001G</b>	<b>9.4 Joule</b>
AC tools	8.1 Joule


## Anti-Vibration Technology

Vibration level at main handle  
**AVT** **6.0 m/s<sup>2</sup>**



## SOFT NO LOAD

Suppression of motor speed during no-load



## BL MOTOR

### High power Brushless motor

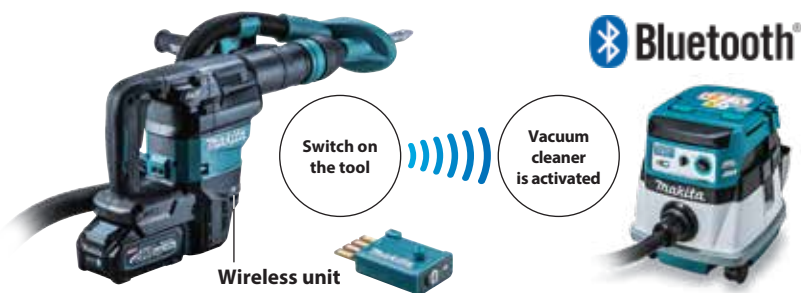


Work amount  
Chipped concrete and measured the amount of concrete removed / Concrete with compressive strength of 40N/mm<sup>2</sup>  
about **20% UP**  
with BL4040



## AWS Auto-start Wireless System


connects to compatible vacuum cleaner with Bluetooth. The vacuum cleaner automatically runs while the switch is on.



## XPT eXtreme Protection Technology



Adapted for SDS-MAX bits  
12 bit angle settings



Trigger lock-on/lock-off can be set simply by pushing the slide lever:

- For lock-on of the trigger, pull and hold the trigger, then push the slide lever.
- For lock-off of the trigger, push the slide lever without pulling the trigger.

5-stage max speed selection by dial with variable control by trigger in each range enables user to match the speed to the application for greater versatility.