



Cordless Plunge Cut Saw DSP600 165 mm (6-1/2")



Up to 40% Faster Cutting
than corded current model

Two 18V LXT Li-Ion batteries deliver the power and performance

Can be attached with a vacuum cleaner.



Guide Rule (Sub Base) (option)

Guide Rule can be used as Sub Base by turning up side down.

Powered by two 18V Li-ion batteries in series



Variable speed control by dial



On-tool storage for hex wrench



Battery capacity warning lamp

Accessories

T.C.T Saw Blade




- Make big reducing stress of cutting
- Tip's shape of New type

No. of Teeth	Plate (mm)	Kerf (mm)	Rake (degree)	Wood	MDF	Laminate	Aluminum	CORIAN®	Part No.
56	1.0	1.45	23°	✓	✓	✓			EFFICUT B-57364
55	1.1	1.6	20°	✓	✓				B-57069
28	1.4	2.0	15°	✓					B-56649
28	1.6	2.2	15°	✓					B-07434
48	1.25	1.85	8°	✓					B-56166
48	1.6	2.2	8°	✓					B-07353
60	1.4	2.0	5°		✓	✓			B-56661
60	1.4	2.0	5°		✓	✓			B-56677
56	1.4	2.0	-3°				✓		B-56655
56	1.7	2.4	-3°				✓		B-07440
48	1.4	2.0	5°					✓	B-56683
48	1.7	2.4	5°					✓	B-10344


Guide Rail

Length	Part No.
1,400mm	194368-5
1,900mm	194925-9
3,000mm	194367-7



Bevel Guide Set

Adjustable angle of Guide Rail
Part No. 194433-0



Guide Rule (Sub Base)

Part No. 165447-6



Clamp Set

(use with Guide rail)
Part No. 194385-5



Dust bag

Part No. 126599-8



Cordless Plunge Cut Saw

DSP600Z 165 mm (6-1/2")

Variable Speed	Blade Diameter	165 mm (6-1/2")
Brake	Max Cutting Capacity	90°: 56 mm (2-3/16") 45°: 40 mm (1-9/16") 48°: 38mm (1-1/2")
Soft Start	No Load Speed (RPM)	2,500 - 6,300
Dust Collection	Vibration Level	2.5 m/s ² or less
Carrying Case	Sound Pressure Level	92 dB(A)
	Sound Power Level	103 dB(A)
	Dimensions (L x W x H)	346x241x272mm (13-5/8"x9-1/2"x10-3/4")
	Net weight	4.4 - 5.1 kg (9.8 - 11.2 lbs.)

DSP600Z: Battery & charger are sold separately
Phụ kiện kèm theo: TCT blade (B-57364), hex wrench 5(783203-8).

The weight may differ depending on the attachment(s), including the battery cartridge. The lightest and heaviest combination, according to EPTA-Procedure 01/2014, are shown in the table.

Items of standard equipment and specifications may vary by country or area.

A4-05/2023-1

CÔNG TY TNHH MAKITA VIỆT NAM

Kho 4-5/6, Block 16, 18/1/2 Đường số 3, KCN VSPP, P. Hòa Phú, TP. Thủ Đức, Bình Dương
ĐT: 0274 362 8338 - Fax: 0274 362 8339 - Website: www.makita.com.vn

CHI NHÁNH CTY TNHH MAKITA VN TẠI MIỀN BẮC
Khu 5, Số 1, Đường Số 8, KCN - BT - DV VSPP Bắc Ninh, P. Phú Châu, TP. Từ Sơn, T. Bắc Ninh.
ĐT: 0222 378 5942 - Fax: 0222 378 5941

TRUNG TÂM DỊCH VỤ KHÁCH HÀNG
CHI NHÁNH ĐÀ NẴNG
102 Triều Nữ Vương, P. Hải Châu 2, Q. Hải Châu, TP. Đà Nẵng.
ĐT: 0236 352 5078 / 0236 352 5170 - Fax: 0236 352 5478

TRUNG TÂM DỊCH VỤ KHÁCH HÀNG
CHI NHÁNH BÙN MA THUẬT
88 Lê Đức Thọ, P. Thống Nhất, TP. Bùn Ma Thuật, T. Đắk Lắk.
ĐT: 0262 355 4556 - Fax: 0262 355 4557

TRUNG TÂM DỊCH VỤ KHÁCH HÀNG
CHI NHÁNH NHÀ TRANG
Lô 36-38 đường B6, Khu 40 thị trấn Diêm Trung, Xã Vĩnh Ngọc, TP. Nhà Tráng, T. Khánh Hòa
ĐT: 0258 220 0039

TRUNG TÂM DỊCH VỤ KHÁCH HÀNG
CHI NHÁNH HÀ NỘI
65 Trường Chinh, P. Phương Liệt, Q. Thanh Xuân, TP. Hà Nội.
ĐT: 0243 202 2585

TRUNG TÂM DỊCH VỤ KHÁCH HÀNG
CHI NHÁNH CẦN THƠ
366 Võ Văn Kiệt, Khu Vực 5, P. An Thới, Q. Bình Thủy, TP. Cần Thơ.
ĐT: 0292 388 4358 - Fax: 0292 388 4359

TRUNG TÂM DỊCH VỤ KHÁCH HÀNG
CHI NHÁNH HẢI PHÒNG
Số 01 Lô 04/01, Dị an Hoàng Hai Riverside, P. Thượng Lý, Q. Hồng Bàng, TP. Hải Phòng.
ĐT: 0225 882 1528

TRUNG TÂM DỊCH VỤ KHÁCH HÀNG
CHI NHÁNH HỒ CHÍ MINH
Số 12 Trịnh Văn Cấn, P. Cầu Ông Lãnh, Q. 1, TP. Hồ Chí Minh.
ĐT: 0283 821 5191

As powerful as AC model thanks to BL motor



High power for fast cutting and ripping

- 18V X2 Li-ion battery
- Brushless DC motor
- New thin saw blade

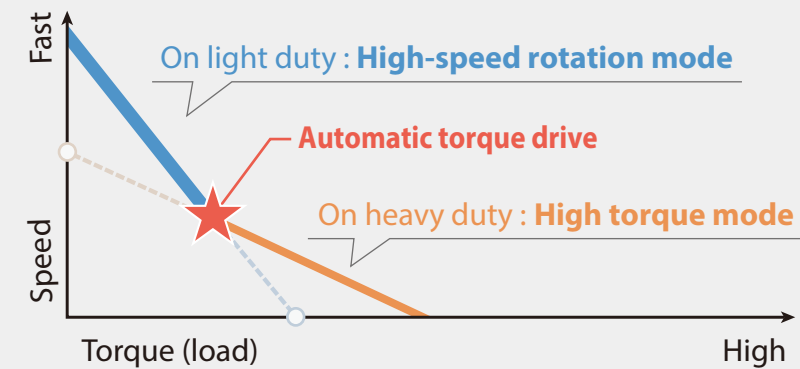


ADT

Automatic torque Drive Technology

automatically changes the cutting speed according to load conditions for an optimum operation:

- On light duty: high-speed rotation mode
- On heavy duty: high torque mode



High Maneuverability



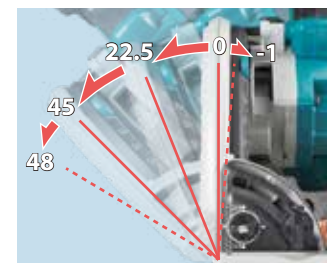
Now Free from Cord

Tip-Resistant Design



Sliding the lever prevents this tool from falling down towards blade case.

Bevel Cut



Bevel Range
:: -1 to 48 degrees

Precision Bevel Cut

The position of cutting line is always the same regardless of bevel angle in cutting with Guide Rail attached.

Positive Stopper



Positive stopper 22.5



Lever for positive stopper 45-48

Lever for bevel angle -1

Depth Stopper for Splinter-free Cutting

Enables to easily cut a preliminary groove at a depth of 2mm (1/16") for splinter-free cuts.



Close-to-Wall Cutting



Only 18mm (11/16") away from wall at minimum

Soft start

minimizes start-up shock, and makes the tool start smoothly.

Electric brake

enables you to start next operation quickly.

