



Cordless Circular Saw DHS900 235 mm (9-1/4")

Satisfy Professional's Needs



DHS900

Guide rail
Compatible base



18v + 18v → 36v

Work amount
on a single full
battery charge


110 cuts

Oak wood (Thickness: 80mm / Width: 300mm / Bevel angle: 0°)
with BL1850B (5.0Ah) x 2




Rotatable dust nozzle

diminishes the loss of the convenience of cordless mobility caused by the hose when the saw is connected to a vacuum cleaner.



Lightweight Design

by BL motor, magnesium diecast base, blade case, etc.



DHS900 (BL1860B x2)
6.0 kg

Predecessor AC Model
6.7 kg



Sub Base

Guide Rule can be used as Sub Base by turning up side down.

Variable speed control by dial



Battery capacity warning lamp

Blower function



Twin LED Job light



Bevel cuts up to 1° left and 60° right.

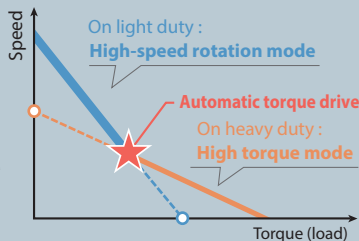


BL MOTOR

ADT Automatic torque Drive Technology

automatically changes the cutting speed according to load conditions for an optimum operation:

- On light duty: high-speed rotation mode
- On heavy duty: high torque mode



AWS Auto-start Wireless System

The wireless activation function enables clean and comfortable operation. By connecting a supported tool to the cleaner, you can run the cleaner automatically along with the switch operation of the tool.



Wireless unit is compatible with all supported tools

Accessories

Guide rail



Overall length (m)	Part No.
1	199140-0
1.4	194368-5
1.5	199141-8
1.9	194925-9
3	194367-7

Clamp set



Part No. type A: 194385-5
type B: 199826-6

Bevel guide set



Part No. 196664-7

Hook set

3"x lumber (65mm) width



Part No. 199386-8

Guide rail bag

For 1.4m, 1.5m Guide rail



Part No. B-57613

Guide rail Joint connector 2pc set



Part No. 198884-9

Specialized EFFICUT blade



Size (mm)	Part No.
235 x 2.2 x 30 x 24T	E-01909



Cordless Circular Saw

DHS900 235 mm (9-1/4")

- Brake
- Soft Start
- Built-in Job Light

	DHS900
Blade Diameter	235 mm (9-1/4")
Max Cutting Capacity	90°: 85 mm (3-3/8") 45°: 61 mm (2-3/8") 60°: 44 mm (1-3/4")
No Load Speed (RPM)	4,500
Vibration Level	Cutting Wood: 2.5 m/s ² or less Cutting Metal: 2.5 m/s ² or less
Sound Pressure Level	93 dB(A)
Sound Power Level	104 dB(A)
Dimensions (L x W x H)	413x196x316 mm (16-1/4"x7-3/4"x12-1/2")
Net weight	5.3 - 6.0 kg (11.7 - 13.2 lbs.)

Standard Equipment: Wireless Unit (country-specific), TCT Saw Blade, Hex Wrench, Battery, Charger

The weight may differ depending on the attachment(s), including the battery cartridge. The lightest and heaviest combination, according to EPTA-Procedure 01/2014, are shown in the table. Items of standard equipment and specifications may vary by country or area.

Makita Corporation

3-11-8 Sumiyoshi-cho, Anjo, Aichi, 446-8502 Japan

PRINTED IN JAPAN 201912